




# Q2 2023 Earnings

August 7, 2023

# Safe Harbor

This presentation contains "forward-looking statements" within the meaning of the federal securities laws, including Section 27A of the Securities Act of 1933, as amended, and Section 21E of the Securities Exchange Act of 1934, as amended. These forward-looking statements are based on information available to the Company as of the date hereof, as well as the Company's current expectations, assumptions, estimates and projections that involve risks and uncertainties. In this context, forward-looking statements often address expected future business, financial performance and financial condition, and often contain words such as "expect," "anticipate," "intend," "plan," "believe," "could," "seek," "see," "will," "may," "would," "might," "potentially," "estimate," "continue," "expect," "target," similar expressions or the negatives of these words or other comparable terminology that convey uncertainty of future events or outcomes. All forward-looking statements by their nature address matters that involve risks and uncertainties, many of which are beyond the Company's control, and are not guarantees of future results. These and other forward-looking statements are subject to risks, uncertainties and assumptions that could cause actual results to differ materially from those expressed in any forward-looking statements. Accordingly, there are or will be important factors that could cause actual results to differ materially from those indicated in such statements and, therefore, you should not place undue reliance on any such statements and caution must be exercised in relying on forward-looking statements. Important risk factors that may cause such a difference include, but are not limited to: the Company's ability to implement its business strategy; the Company's ability to enter into new and renewal license agreements with customers on favorable terms; the Company's ability to retain and hire key personnel; uncertainty as to the long-term value of the Company's common stock; legislative, regulatory and economic developments affecting the Company's business; general economic and market developments and conditions; the Company's ability to grow and expand its patent portfolios; changes in technology and development of competing technology in the industries in which the Company operates; the evolving legal, regulatory and tax regimes under which the Company operates; unforeseen liabilities and expenses; risks associated with the Company's indebtedness; the Company's ability to achieve the intended benefits of, and its ability to recognize the anticipated tax treatment of, the recent spin-off of its product business; unpredictability and severity of catastrophic events, including, but not limited to, acts of terrorism or outbreak of war or hostilities, including Russia's invasion of Ukraine, and natural disasters; and the extent to which the COVID-19 pandemic continues to have an adverse impact on the Company's business, results of operations, and financial condition will depend on future developments, including measures taken in response to the pandemic, which are highly uncertain and cannot be predicted. These risks, as well as other risks associated with the business, are more fully discussed in the Company's filings with the U.S. Securities and Exchange Commission ("SEC"), including the Company's Annual Report on Form 10-K and Quarterly Reports on Form 10-Q. While the list of factors presented here is, and the list of factors presented in the Company's filings with the SEC are, considered representative, no such list should be considered to be a complete statement of all potential risks and uncertainties. Unlisted factors may present significant additional obstacles to the realization of forward-looking statements. Consequences of material differences in results as compared with those anticipated in the forward-looking statements could include, among other things, business disruption, operational problems, financial loss, legal liability to third parties and similar risks, any of which could have a material adverse effect on the Company's consolidated financial condition, results of operations, liquidity or trading price of common stock. The Company does not assume any obligation to publicly provide revisions or updates to any forward-looking statements, whether as a result of new information, future developments or otherwise, should circumstances change, except as otherwise required by securities and other applicable laws.

# Q2 2023 Highlights



Closed 9 deals including 7 renewals, 1 new license agreement in our media business and 1 semiconductor deal



Deals closed across a diverse group of pay-TV, OTT, consumer electronics and semiconductor customers in both domestic and international markets



Revenue of \$83.2 million, adjusted EBITDA of \$51.7 million and paid down \$20.1 million on our term loan



Remain on track for 10% annual patent growth through focus on R&D investment

# Deal Momentum



Cox Communications, a leading provider of broadband and pay-TV services in the U.S., signed a long-term extension of its license agreement for access to our media portfolio



DAZN, a leading OTT provider of global sports programming, signed a new multi-year license agreement for access to our media portfolio



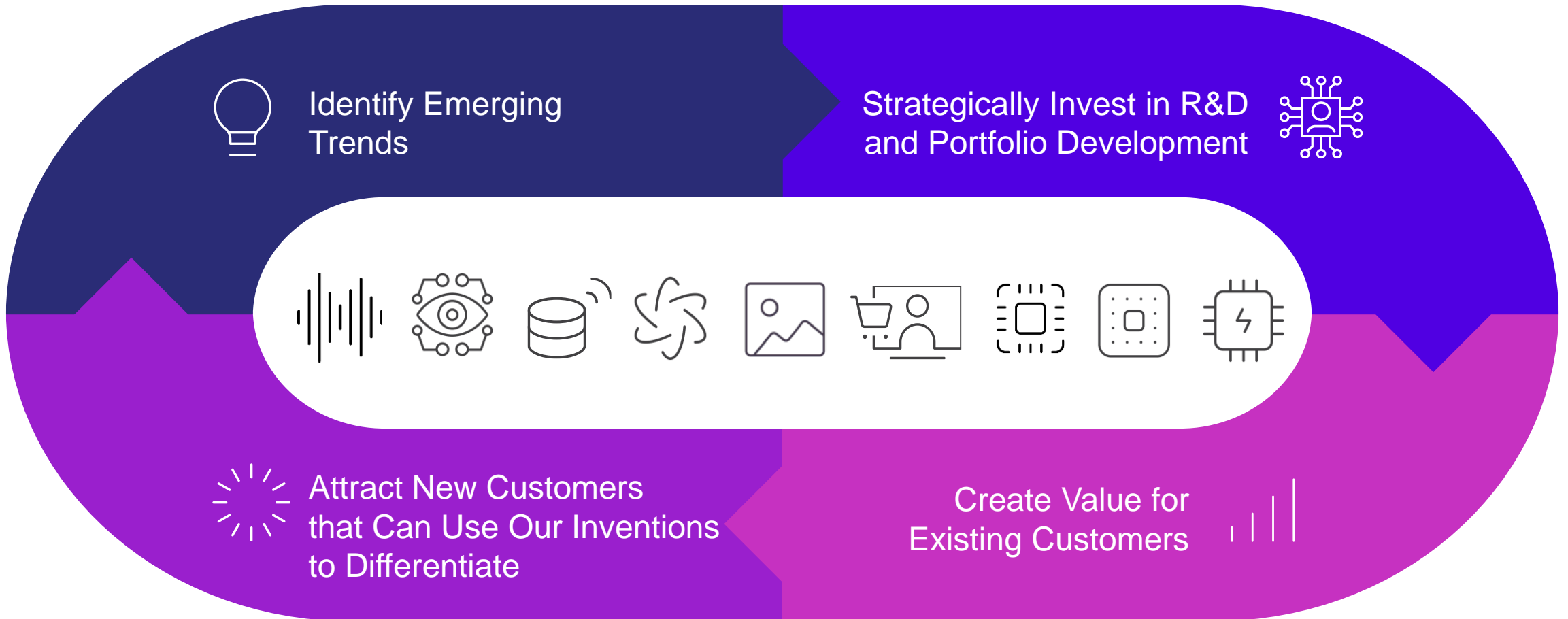
Enseo, Freeview Australia, Massillon Cable, and TechniSat all renewed their license agreements for multi-year terms



Signed agreements with a domestic pay-TV provider, a Japanese mobile/video provider and a domestic manufacturer of semiconductors

# Sustainable Innovation

Our commitment to innovation drives renewals and new deals



# Measures of Success




## Increase Long-Term Baseline Revenue

Continue to execute renewals and new customer agreements that will increase our annual baseline revenue over the long-term



## IP Portfolio Generation

Increase patent portfolio 10% year over year with increased internal R&D and strategic acquisitions



## Execute New Media and Semi Licenses

Capitalize on deal momentum since separation



## Adjacent Verticals

Grow our pipeline and progress deal activity in adjacent verticals

# Q2 and First Half 2023 Results

Category (in millions)	Q2 '23 GAAP	Q2 '23 NON-GAAP	1H '23 GAAP	1H '23 NON-GAAP
Revenue	\$83.2	\$83.2	\$200.5	\$200.5
Operating expenses	\$65.5	\$31.9	\$127.7	\$63.8
Interest expense	\$15.5	\$15.5	\$31.4	\$31.4
Other income, net	\$1.6	\$1.6	\$3.2	\$2.9
Income tax expense	\$2.4	\$8.6	\$14.2	\$24.9
Net income	\$1.4	\$28.8	\$30.4	\$83.3
Adjusted EBITDA	N/A	\$51.7	N/A	\$137.5
Diluted shares outstanding	112.8	112.8	113.1	113.1

- See tables for reconciliation of GAAP to Non-GAAP differences

# FY 2023 Outlook

Category (in millions, except tax rate)	FY '23 GAAP Outlook	FY '23 Non-GAAP Outlook
Revenue	\$385.0 – 415.0	\$385.0 – 415.0
Operating expenses	\$253.0 – 267.0	\$135.0 – 145.0
Interest expense	\$64.0 – 67.0	\$64.0 – 67.0
Other income (expense)	\$2.5 - 3.0	\$2.5 - 3.0
Tax rate	20% - 35%	23%
Net income	\$46.0 – 67.0	\$145.0 – 159.0
Adjusted EBITDA	N/A	\$252.3 – 272.3
Cash flows from operations	\$185.0 – 215.0	\$185.0 – 215.0
Diluted shares outstanding	114.0	114.0

- See tables for reconciliation of GAAP to Non-GAAP differences



# Value Proposition



## Foundation Driven by Strong Portfolios and Technology Offerings

10,000+ patent assets provide both depth and breadth to our licensing base

Long and impressive history of successfully monetizing our portfolios



## Ongoing Innovation and Capitalization of Market Trends Drive Growth

Ongoing innovations drive growth in targeted markets

Proliferation of video is expanding rapidly

Semiconductor industry is challenged to keep up with Moore's law



## Focused Capital Allocation to Maximize Shareholder Value

Focused investments in innovation across media and semiconductor

Expand IP portfolios through strategic acquisitions

Strengthen balance sheet through accelerated debt payments



# Question & Answer

**adeia**<sup>™</sup>  
igniting innovation

**Thank you!**